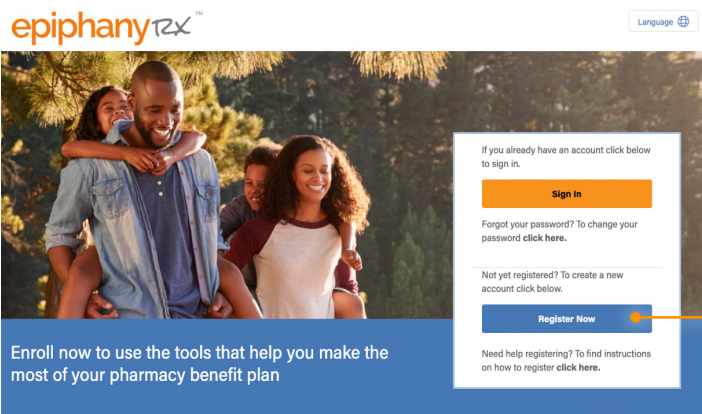




Member Portal Registration

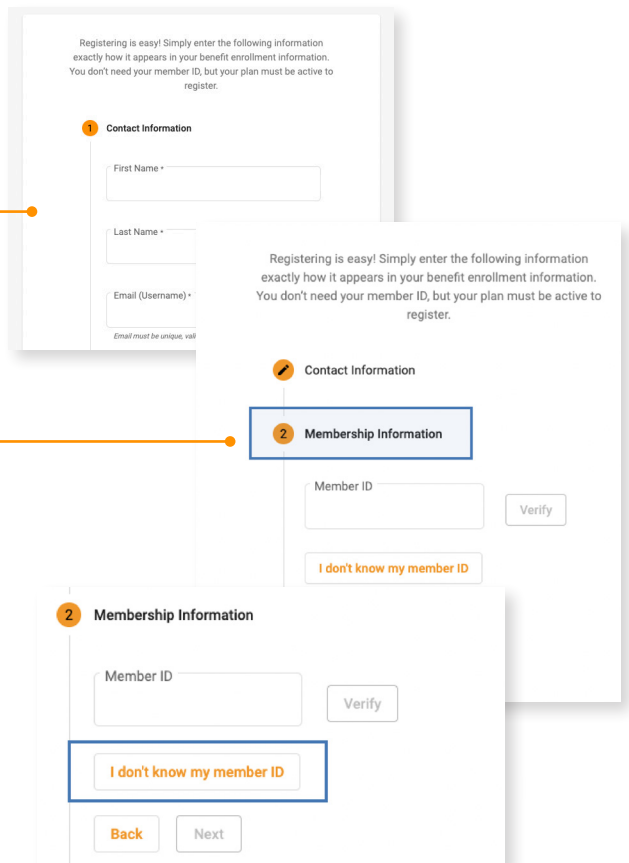
The EpiphanyRx member portal provides easy-to-use tools that help you make the most of your pharmacy benefit plan.

Enrolling is easy with these simple steps!



1. Go to epiphanyrx.com and select "member login"


- ▶ Click "Register Now" and enter your contact information.



2. Provide membership information

- ▶ If you select "I don't know my member ID", OR if the Member ID entered does not match the First Name, Last Name and Date of Birth entered, then you will be taken through a few simple questions to validate your information.





3. Receive email verification and activation

- ▶ A verification link* will be emailed to you within five minutes. If you do not see the email in your inbox, refresh your inbox or check your spam folder.
- ▶ Open the verification email and click "Activate EpiphanyRx Account".

*Note: the verification link expires in seven days.

4. Create an account

- ▶ Set up a password to create your account. For your security, your password must be at least eight characters and include a lowercase and uppercase letter, a number and a symbol.
- ▶ You will then be taken to the sign-in page.

It's that easy. Get started today!

*Current members registered with an older version of the member portal must register for the new portal using the steps outlined above.

**Your plan must be effective before your member portal will be active.